

ACCESS GUIDE



CONTENTS

KEY TO SYMBOLS	1	GALLERY MAP	9	ABOUT THE ACCESS GUIDE COLLABORATION	28
ABOUT THE ACCESS GUIDE	2	LEVELS B2 AND B3	10	ABOUT DISABLED PEOPLE'S ASSOCIATION	29
PLANNING YOUR VISIT	3	LEVELS B1 AND BM	12	ABOUT LEVELFIELD CONSULTANTS	30
KEY FEATURES	6	LEVEL 1	14		
GALLERY MEMBERSHIP & VISITOR SERVICES	8	LEVEL 2	18		
		LEVEL 3	20		
		LEVEL 4	22		
		LEVELS 5 AND 4M	24		
		LEVEL 6	26		

KEY TO SYMBOLS



Galleries



Education



Shop & Dine



Museum Services and Special Facilities



Museum Spaces



Lift



Automated Door



Stroller and Wheelchair Parking



Lift Restricted for Mobility Aid Users



Heavy Door



Wheelchair Loan



Restroom



Ramp and Handrail



Taxi Stand



Baby Changing Room



Ticketing Kiosk



Car Drop-off Point



Accessible Restroom



Visitor Services Counter



Accessible Parking Lot



Drinking Fountain



Meeting Point



Galleries and Key Spaces



Lockers



Assistance Staff



Shopping



Dining

ABOUT THE ACCESS GUIDE

National Gallery Singapore aims to be a progressive art museum that fosters and inspires a thoughtful, creative and inclusive society.

This Access Guide aims to help visitors with disabilities, as well as their friends and families, to have a meaningful and comfortable experience at the museum.

In this Access Guide, you will find information to help you plan your trip to National Gallery Singapore. By providing information about the museum's policies and spaces, we hope you will be better prepared to make decisions about whether the Gallery is accessible to you and your individual needs.

This Access Guide has:

Information on getting to National Gallery Singapore.

General information on the key features and policies at the Gallery.

Detailed plans of each floor with the location of accessible features such as restrooms, lifts, exhibition galleries, places to eat, drink and shop, along with other helpful information you may need to know.

Contact Information for the Gallery's Community & Access team.

This Access Guide does not have:

Detailed access information about temporary exhibitions. Please refer to the Gallery website, call the Gallery at 6271 7000 or e-mail community@nationalgallery.sg for more information.

Detailed access information about places to eat and drink in the Gallery. Please contact the restaurants directly to discuss your access needs. Contact information is available on the Gallery's website.

Information about areas of the Gallery with restricted access.

Information on access programmes and festivals. Please refer to the "What's On" section of the Gallery website at nationalgallery.sg/whats-on or e-mail community@nationalgallery.sg for more information.

PLANNING YOUR VISIT

Before Your Visit

Please consult this Access Guide to plan your visit to the Gallery. If you have questions that are not answered in this Guide, you can email the Community & Access team at community@nationalgallery.sg or call our Visitor Services Helpdesk at 6271 7000 for assistance.

If you are planning a group visit for persons with disabilities, please e-mail community@nationalgallery.sg for assistance, at least six weeks in advance.

Opening Hours*

Daily: 10am–7pm

The Gallery remains open on Public Holidays and the Eve of Public Holidays. The same opening hours apply.

Admission ends 30 minutes before closing time.

*Opening hours may be revised occasionally due to different circumstances. Visit nationalgallery.sg/visit for the latest information.

Admission

Admission to the Gallery and its exhibitions is free for persons with disabilities and one accompanying caregiver. This applies to both local and foreign visitors and their caregivers.

All visitors to the Gallery will need to go to the Visitor Services Counters and Self-Service Kiosks on site at Level B1 or 1 to obtain a ticket before proceeding with their visit, even if their visit is free.

For Singaporeans and Permanent Residents, a General Admission ticket is free. This ticket does not apply to all exhibitions, and some special exhibitions will require an additional ticket.

Please visit nationalgallery.sg/admissions for more information.

PLANNING YOUR VISIT

Access Provisions for Groups

If your group requires additional access provisions, please email the Community & Access team at community@nationalgallery.sg at least six weeks before your visit. Access provisions include a guided tour and Singapore Sign Language interpretation for talks, tours and selected programmes. More information about tours that the Gallery offers is available on National Gallery Singapore's website at nationalgallery.sg/tours.

All tours will begin from the Visitor Services Counter located on Level 1, near the Padang Entrance.

Singapore Sign Language (SgSL) Interpretation

Singapore Sign Language (SgSL) Interpretation is provided for certain tours and programmes. To request a Sign Language interpreter for tours and programmes, please email the Community & Access team at community@nationalgallery.sg at least six weeks before your visit.

Assistance Dogs

The Gallery welcomes all types of Assistance Dogs and their handlers. Visitors with assistance dogs are encouraged to email the Gallery at info@nationalgallery.sg two days in advance for assistance with planning your visit.

Mobility Aids

Manual and motorised wheelchair users are welcome at the Gallery. All exhibition spaces at the Gallery are wheelchair-accessible and all floors are also accessible via lifts.

Do note that there are no available charging points for motorised wheelchairs within the Gallery.

What To Wear

There is no dress code at the Gallery, but the exhibition galleries are climate controlled to conserve the artworks so you may want to bring something warm to wear.

Gallery Etiquette



Food and drinks are not permitted in the galleries and public spaces.



No flash photography or videography in the galleries. The use of selfie sticks, tripods and lighting equipment is not permitted in the galleries.



Please do not touch the artworks. Even clean hands can damage surfaces.



Large bags and bulky items including umbrellas should be stored in lockers located at City Hall Wing, Level B1.



Children must be accompanied by an adult at all times in the Gallery.



Pencil sketching is permitted in the galleries with sketchbooks no larger than 22 x 28cm.



Charcoal, pastel, permanent markers, watercolour and oil paint are not permitted.

PLANNING YOUR VISIT

The most convenient and accessible entrance to the Gallery is the Coleman Street Entrance.

Getting to the Gallery by Car:

The entrance to the Gallery's carpark is located on St Andrew's Road. The Gallery's carpark has three accessible parking lots, one on Level B2 and two on Level B3. The accessible parking lots are located close to Lift Lobby B.

The lifts are wheelchair accessible, but please note that you will need to open a heavy manual swing door to access the lift lobby. Lifts from Lift Lobby B will take you to the Visitor Services Counters or the Self-Service Kiosks at Level B1, where you can collect your ticket to visit the Gallery.

Getting to the Gallery by Public Transport:

Bus

The most accessible route by bus is via the Art Connector, an accessible sheltered path that leads to the Gallery's Coleman Street Entrance. There are two bus stops along the Art Connector. Buses that stop at these stations are:

City Hall Stn Exit B:

61,124, 145, 166, 174, 174e and 197

Aft City Hall Stn Exit B:

32, 51, 63, 63A, 80, 195, 195A, 851, 851e, 961 and 961M

Taxi

Taxis and other vehicles may use the Coleman Street Entrance to drop-off and pick-up visitors with disabilities.

Train

The nearest MRT station is City Hall. Singapore's MRT network is wheelchair accessible and station staff are trained to provide assistance to commuters with disabilities.

To get to the Art Connector, take the lift at Exit D of City Hall MRT to Exit B, where the Art Connector begins.

KEY FEATURES

Lifts

Lift Lobbies A and B are located at the two ends of the City Hall Wing. Both lift lobbies are wide enough for most wheelchairs and mobility aids. When open, the width clearance between the lift doors is approximately 1.09m. Locations of all accessible lifts are detailed in the floorplans available for each level in this Guide.

Escalators

The escalators on all floors have proximity sensors and will start automatically when you go near them. Please be aware that there are no audio prompts before the escalators start.

Baby Changing Rooms

The Gallery has baby changing rooms which are equipped with hot and cold water and a seat. The locations are noted on the floorplans. Please note that the baby changing rooms have step-free access but are not wheelchair accessible.

Accessible Restrooms

Accessible restrooms are mostly located at the City Hall Wing, on every level except Level 6. Most accessible restrooms have automated sliding doors operated by a button near the entrance. Accessible restrooms with manual swing doors are located on B1 of the City Hall Wing, and Level 4M of the Supreme Court Wing.

Please note that you will need to open a heavy manual swing door to get to the accessible restroom on Levels 2, 3 and 4 of the City Hall Wing.

All accessible restrooms have an emergency button located below the handrail.

Drinking Fountains

Drinking fountains are located next to the restrooms on most floors. They are available at two different heights at 0.84m with a 0.7m clearance under the fountain, and at 0.97m with a 0.83m clearance.

KEY FEATURES

Admissions and Tickets

Admission is free for visitors with disabilities and one accompanying caregiver. However, you will still need to obtain a ticket. Please approach our staff at Visitor Services Counters on Level 1 for your tickets.

Please note that the Visitor Services Counter is approximately 1.15m high. Counter staff will come out from behind the counter to engage with visitors if required. All lifts are wheelchair accessible.

For more information on ticketing and concessions, please visit nationalgallery.sg/admissions.

Visitor Services Counters

Visitor Services Counters are located at the Coleman Street Entrance, Padang Entrance, and Level B1.

All tours will begin from the Visitor Services Counter located on Level 1, near the Padang Entrance.

Manual Wheelchair Loans

Wheelchairs are available for loan at the Visitor Services Counters located at Coleman Street Entrance, Padang Entrance and Level B1. They are free of charge on a first come, first served basis. Unfortunately, the Gallery cannot personally assist wheelchair users around the building. However, you may approach any of the staff stationed in the galleries for assistance, if needed.

Lockers

The Gallery has lockers to store personal items. They use metal keys and are available at three different heights and sizes. You will need to be able to reach the keys at these heights to use the lockers. The highest locker is about 1.24m high, the middle is about 1.03m high and the lowest ones are placed at a height of 0.2m. The corridors are well-lit and at 1.13m are wide enough for most wheelchair users.

All lockers require a \$1 coin to be operated. Please note that this will be refunded when you retrieve your items.

For access to the lockers after operating hours, please contact Security at 9488 2315 to retrieve your belongings.

Calm Room

The Calm Room is a dedicated space where visitors can rest if they are feeling overstimulated or overwhelmed by their environment. The Calm Room is located at Level B1 of the City Hall Wing, in the Spine Hall.

GALLERY MEMBERSHIP & VISITOR SERVICES

The Gallery's membership programme is called Gallery Insider. You can become a Gallery Insider by purchasing an annual membership online at the Gallery's website or in person at the Tours & Programmes Counter located on Level 1, near the Coleman Street Entrance.

Membership Benefits

Gallery Insider benefits include unlimited free entries to all exhibitions, priority booking and discounts on dining, shopping, and ticketed events at the Gallery.

For membership categories, prices and more information, visit National Gallery Singapore's website at nationalgallery.sg/support/join/membership.

MAP OF THE GALLERY

LEGEND

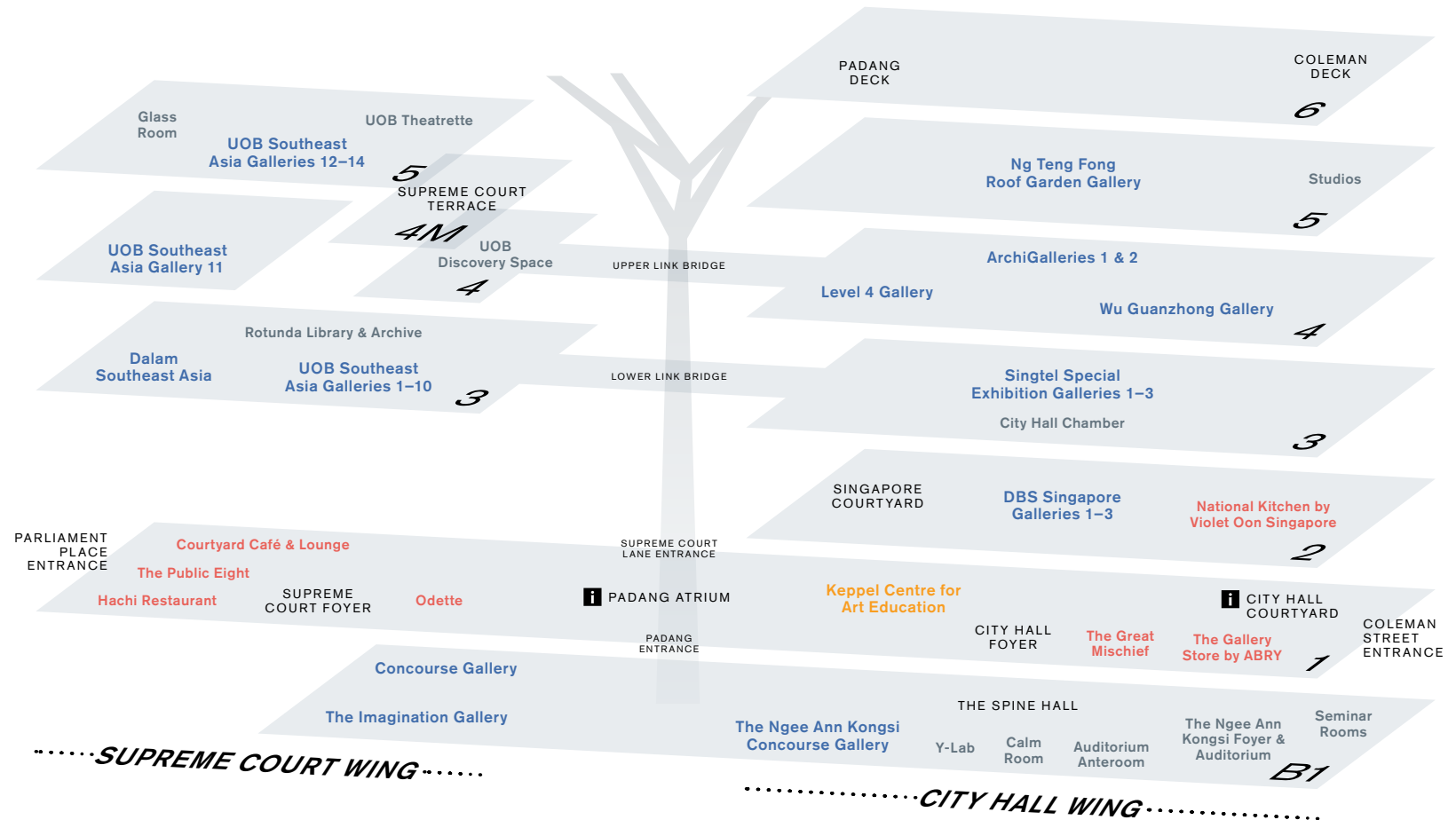
- Galleries
- Education
- Shop & Dine
- Museum Services and Special Facilities
- MUSEUM SPACES

i Available at Visitor Services

Level 1 Padang Atrium and Level 1 City Hall Courtyard

- Gallery Passes
- Tours
- Lost & Found

Carparks at City Hall Wing, Levels B2 and B3 accessible via Lift Lobbies A and B only



Upper Link Bridge

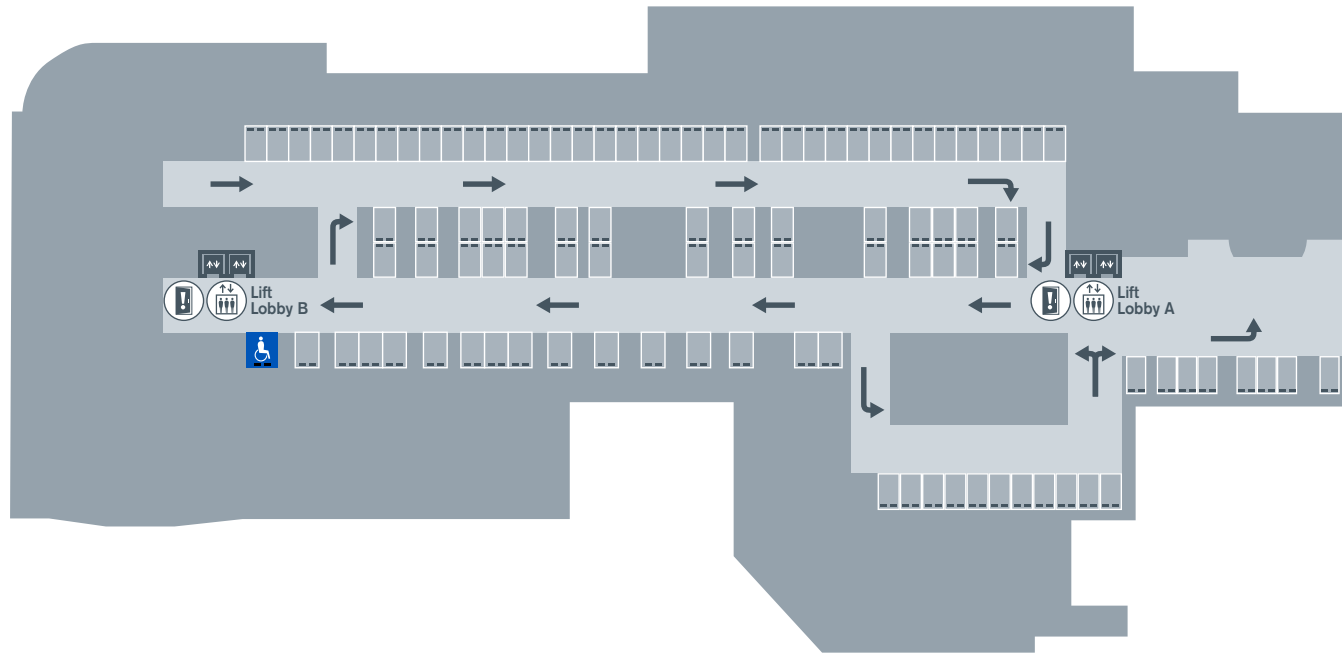
This bridge connects Level 4M of the Supreme Court Wing with Level 4 of the City Hall Wing. Please note that the bridge slopes up from the City Hall Wing towards the Supreme Court Wing.

Lower Link Bridge

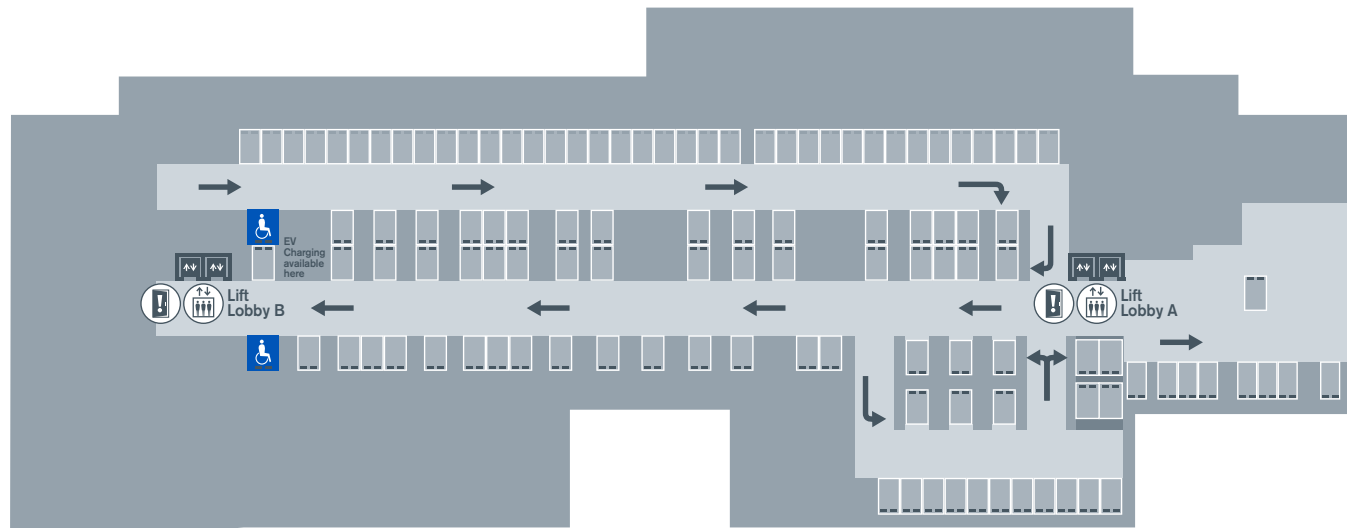
This bridge connects Level 3 of the Supreme Court Wing to Level 3 of the City Hall Wing. Please note that the bridge slopes down from the City Hall Wing towards the Supreme Court Wing.

There are automated doors before the Link Bridges. The Link Bridges provide step-free access between the Gallery's City Hall and Supreme Court Wings.

MAP OF THE GALLERY LEVEL B2



LEVEL B3



LEVELS B2 AND B3

Accessible Restrooms

There are no accessible restrooms at Levels B2 and B3.

Carpark Opening Times

The carpark is open from 7am to 1am.

Accessible Parking Lots

There is an accessible parking lot on Level B2 and two more accessible parking lots at Level B3. All three lots are located close to Lift Lobby B, which is wheelchair accessible. Please note that you will need to open a heavy manual swing door to get to the lift lobby.

Electric Vehicle (EV) Charging Station

EV charging is available at Level B3. Please note that fees apply.

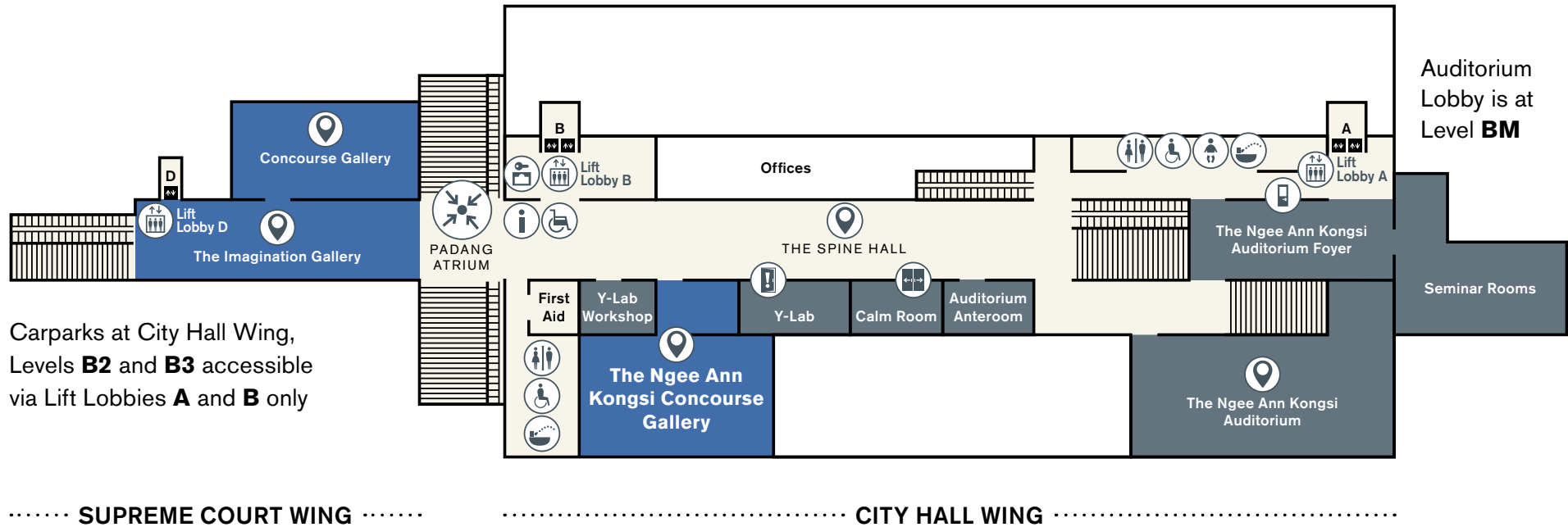
Other Information

The Cashcard Top-up Machine is located at Level B2, by Lift Lobby B.

Entrance to the carpark is on St. Andrew's Road and is accessed from Coleman Street.

Please note that there are no pedestrian pathways in the carpark so please take care when proceeding to the lift lobbies.





MAP OF THE GALLERY LEVEL B1 AND BM



FACILITIES



THINGS TO DO

-  Concourse Gallery
-  The Imagination Gallery
-  The Ngee Ann Kongsii Auditorium
-  The Ngee Ann Kongsii Concourse Gallery
-  The Spine Hall

LEVELS B1 AND BM

Accessible Restrooms

There are accessible restrooms near Lift Lobby A and opposite Lift Lobby B. Both accessible restrooms have manual swing doors.

Visitor Services Counter

All visitors will need to obtain a ticket from the Visitor Services Counter, even if their visit is free. Admission is free for persons with disabilities and one accompanying caregiver. The Visitor Services Counter is near Lift Lobby B.

Although the counter is high, at approximately 1.15m, staff will step out from behind the counter to engage with visitors of shorter stature or wheelchair users, if required.

Manual wheelchairs are available for loan at this Visitor Services Counter.

Lockers (City Hall Wing)

The Gallery has lockers to store personal items. They use metal keys and are available at three different heights and sizes. You will need to be able to reach the keys at these heights to use the lockers. The highest locker is about 12.38m high, the middle is about 1.03m high and the lowest ones are placed at a height of 0.2m. The corridors are well-lit and at 1.13m are wide enough for most wheelchair users. All lockers require a \$1 coin to be operated. Please note that this will be refunded when you retrieve your items.

For access to the lockers after operating hours, please contact Security at 9488 2315 to retrieve your belongings.

Calm Room (City Hall Wing)

The Calm Room is a dedicated space where visitors can rest if they are feeling overstimulated or overwhelmed by their environment. The Calm Room is located at Level B1 of the City Hall Wing, in the Spine Hall.

The Ngee Ann Kongsi Concourse Gallery (City Hall Wing)

There is step-free access to the gallery.

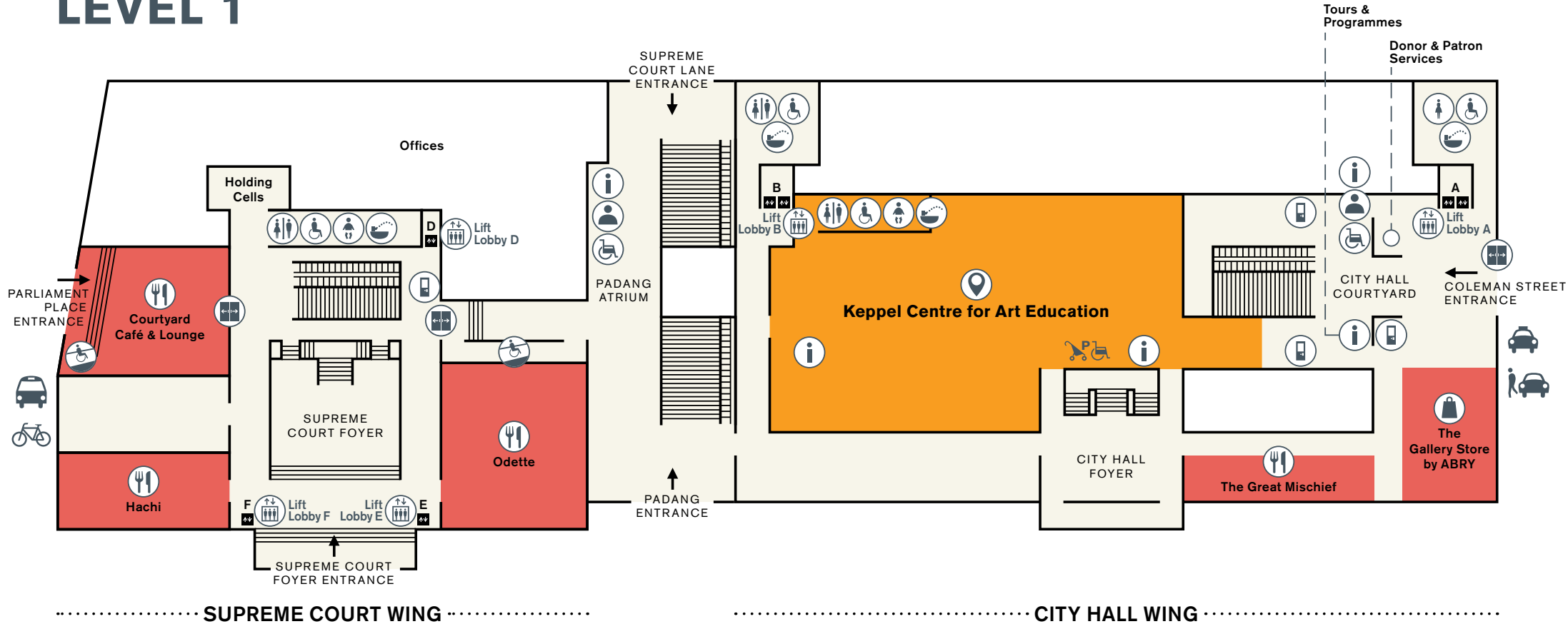
The Ngee Ann Kongsi Auditorium (City Hall Wing)

The Auditorium can be accessed from Levels BM and B1. Wheelchair user access is from Level BM only.

Other Information

The Cashcard Top-Up machine is located near The Ngee Ann Kongsi Auditorium Foyer, opposite the restrooms.


MAP OF THE GALLERY LEVEL 1



FACILITIES




THINGS TO DO

 **Keppel Centre for Art Education**
 Daily: 10am–12.30pm, 1–3.30pm, 4–7pm
 Admission ends 30 minutes before closing time

*Opening hours may be revised occasionally due to changing circumstances. Please visit nationalgallery.sg/GalleryKids/KeppelCentre for the latest information.

 **The Gallery Store by ABRY**

 **Courtyard Café & Lounge**
Hachi Restaurant
Odette
The Great Mischief

LEVEL 1

Accessible Restrooms

There are three accessible restrooms in the City Hall Wing: near Lift Lobby A, near Lift Lobby B, and in the Keppel Centre for Art Education. All three accessible restrooms have automated doors.

There is an accessible restroom in the Supreme Court Wing near Lift Lobby D. The accessible restroom has an automated door.

Visitor Services Counters

Coleman Street Entrance (City Hall Courtyard)

The Visitor Services Counter is approximately 1.15m high.

Padang Entrance

The Visitor Services Counter is approximately 1.15m high. Please note that there are gentle slopes on the floor around this Visitor Services Counter. Staff will step out from behind the counter to engage with visitors of smaller stature or wheelchair users, if required.

Manual wheelchairs are available for loan at both these Visitor Services Counters.

Drop Off and Pick Up

The most convenient and accessible entrance to the Gallery is the Coleman Street Entrance at the City Hall Wing. The taxi and car drop off at this entrance is sheltered and has step-free access.

This entrance is open from 9am till 1am.

Holding Cells and Foundation Stone (Supreme Court Wing)

Please note there is no step-free access to the Holding Cells and Foundation Stone at Supreme Court Foyer.

Keppel Centre for Art Education (City Hall Wing)

Keppel Centre for Art Education is a children and family-friendly facility in the Gallery. Admission to this space is free for all visitors to the Gallery.

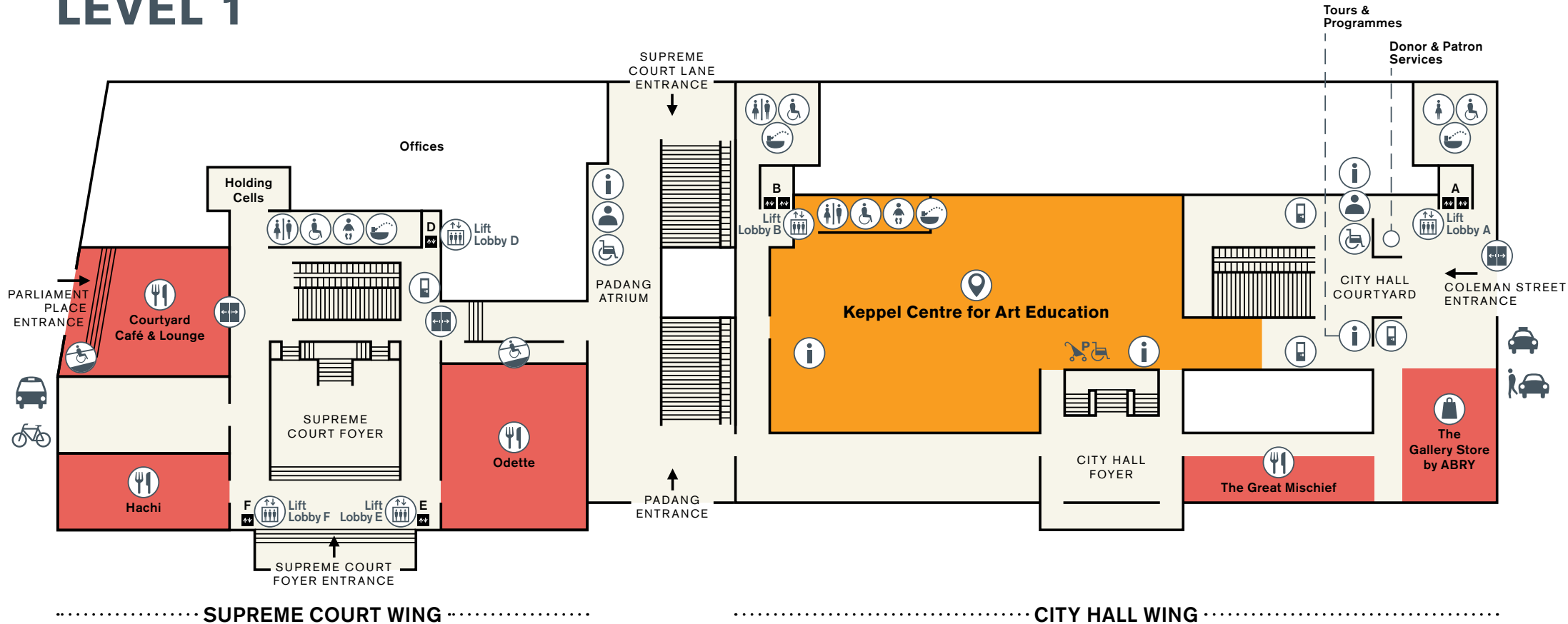
The Centre is located in the City Hall Wing. From Coleman Street Entrance, head past the Visitor Services Counter and City Hall Courtyard. The entrance to the Centre is located on the left. The exit is located by Lift Lobby B.

Please note that there are manual glass doors at both the entrance and exit. If necessary, there are staff nearby who can provide assistance.

The Keppel Centre has seven activity areas, which all have step-free access from a common corridor.

The installations in the Centre are changed periodically. Please visit nationalgallery.sg/kcae for more information and a detailed advisory.


MAP OF THE GALLERY LEVEL 1



FACILITIES



THINGS TO DO

 **Keppel Centre for Art Education**
 Daily: 10am–12.30pm, 1–3.30pm, 4–7pm
 Admission ends 30 minutes before closing time

*Opening hours may be revised occasionally due to changing circumstances. Please visit nationalgallery.sg/GalleryKids/KeppelCentre for the latest information.

-  **The Gallery Store by ABRY**
-  **Courtyard Café & Lounge**
Hachi Restaurant
Odette
The Great Mischief

LEVEL 1

Places to Eat and Drink

The Great Mischief (City Hall Wing) has step-free access. The seats are not fixed and can be moved to accommodate wheelchair users. The lower tables are 0.75m high while the cafeteria counter is approximately 1.07m high.

Courtyard Café & Lounge (Supreme Court Wing) has step-free access and a ramp for wheelchair users who enter via Parliament Place Entrance. The seats are not fixed and can be moved to accommodate wheelchair users. The lower tables measure at 0.75m high. The bar counter is 1.10m high and the cafeteria counter is 1.25m high.


Hachi Restaurant and **Odette (Supreme Court Wing)** have step-free entrances. Please contact the restaurants directly to discuss other accessibility needs.

Places to Shop

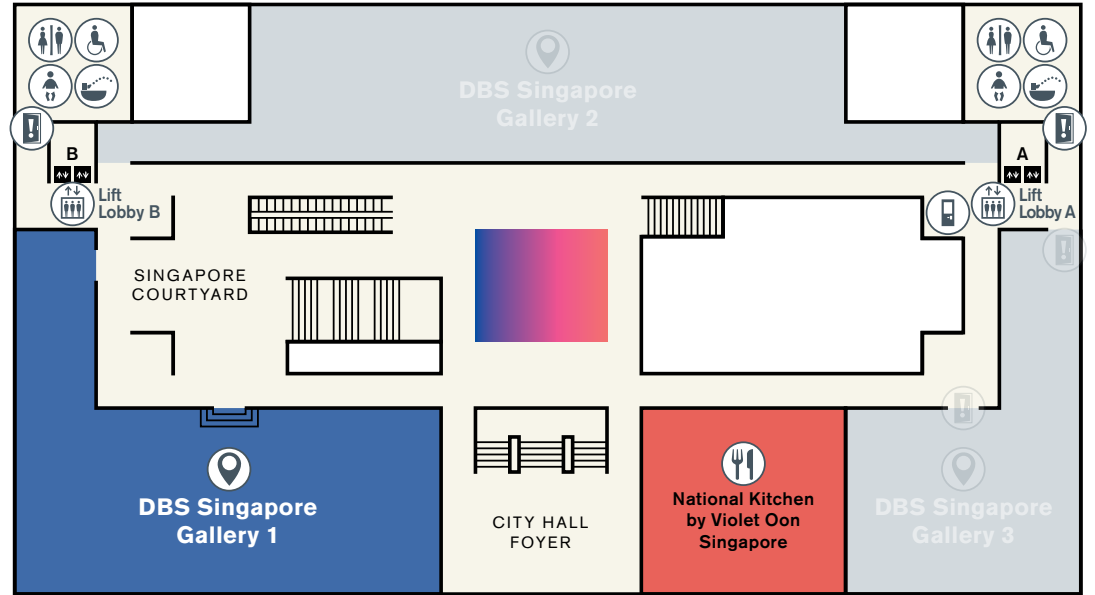
The Gallery Store by ABRY (City Hall Wing) has step-free access. The displays are at various heights and many are at a comfortable height for wheelchair users and visitors of smaller stature. The distance between the displays varies but many areas are wide enough for most wheelchair users to pass through and reach the items on sale. The cashier counter is approximately 1.07m high.

For the latest updates on our Shopping & Dining outlets, please visit nationalgallery.sg/see-do/shopping-and-dining

MAP OF THE GALLERY LEVEL 2



..... SUPREME COURT WING





..... CITY HALL WING

FACILITIES



THINGS TO DO

-  DBS Singapore Gallery (1, 2 and 3)
-  National Kitchen by Violet Oon Singapore

LEVEL 2

Accessible Restrooms

There are accessible restrooms near Lift Lobby A and Lift Lobby B of the City Hall Wing. Both accessible restrooms have automated doors.

Please note that you will need to open a heavy manual swing door to get to the accessible restrooms.

DBS Singapore Gallery 1, 2 and 3 (City Hall Wing)

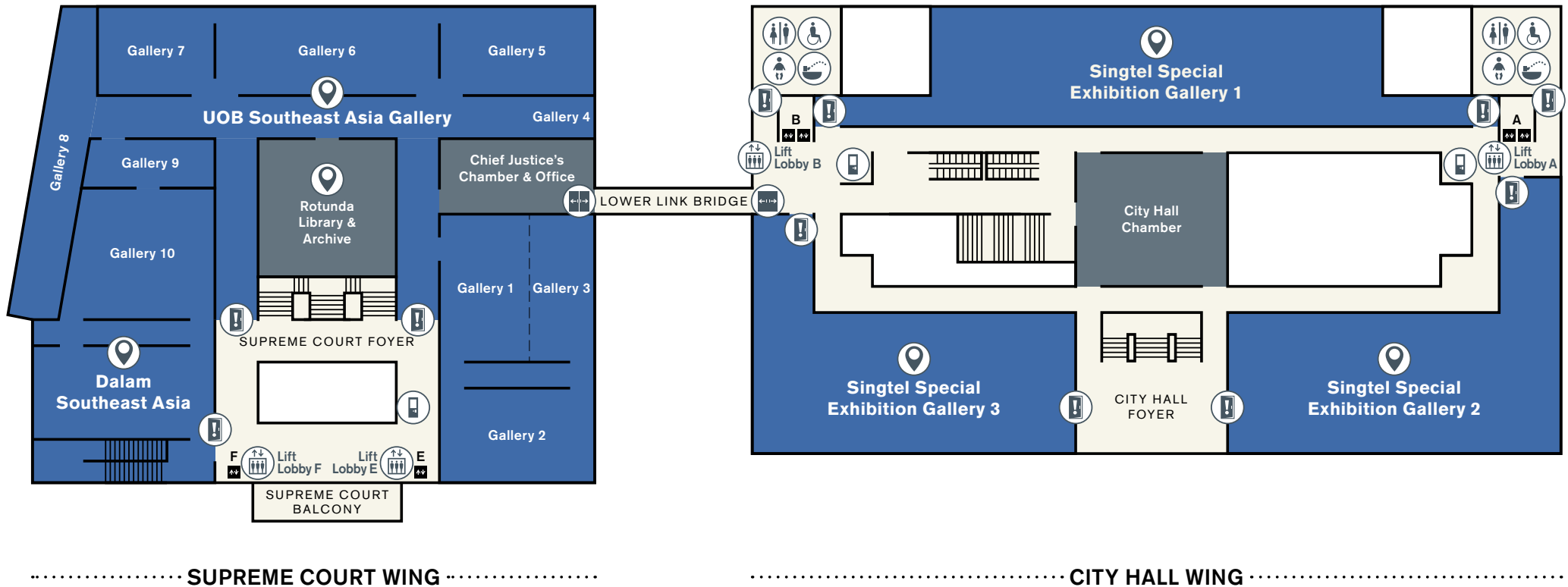
There is step-free access to all three galleries. Please note that the accessible entrance for Gallery 1 is located at the exit, near Lift Lobby B.

Do note that Gallery 2 and 3 are undergoing a revamp and will reopen in July 2025.

Places to Eat and Drink

National Kitchen by Violet Oon (City Hall Wing) has a step-free entrance. Please contact the restaurant directly to discuss accessibility needs.

MAP OF THE GALLERY LEVEL 3



FACILITIES



THINGS TO DO



Rotunda Library & Archive
 Monday–Friday 10am–12.30pm, 2–5pm
 Closed on Public Holidays



Singtel Special Exhibition Gallery 1–3
UOB Southeast Asia Gallery 1–10 and
Dalam Southeast Asia

*Opening hours may be revised occasionally due to changing circumstances. Please visit nationalgallery.sg/visit for the latest information.

LEVEL 3

Accessible Restrooms

There are accessible restrooms near Lift Lobby A and Lift Lobby B of the City Hall Wing. Both accessible restrooms have automated doors.

Please note that you will need to open a heavy manual swing door to get to the accessible restrooms.

There is no restroom cluster in the Supreme Court Wing on Level 3.

Lower Link Bridge

The Lower Link Bridge provides step-free access between Level 3 of the Supreme Court Wing and Level 3 of the City Hall Wing. The bridge slopes down from the City Hall Wing, and is accessed via automated doors.

Rotunda Library & Archive (Supreme Court Wing)

There is step-free access to the Rotunda Library & Archive. The entrance and exit are located opposite UOB Southeast Asia Gallery 6. There is a manual door and a staff nearby to provide assistance, if needed.

Singtel Special Exhibition Gallery 1, 2 and 3 (City Hall Wing)

There is step-free access to all three galleries.

Please note that all three galleries have two sets of heavy manual glass doors at the main entrance and at the exit. There are staff stationed in the galleries to provide assistance, if needed.

UOB Southeast Asia Gallery 1–10 and Dalam Southeast Asia (Supreme Court Wing)

There is step-free access to all the galleries.

Please note that there are heavy manual glass doors at the entrance near Supreme Court Foyer. There are staff stationed in the galleries to provide assistance, if needed.

There are two sets of heavy manual glass doors to enter and exit Dalam Southeast Asia. There are staff stationed in the gallery to provide assistance, if needed.

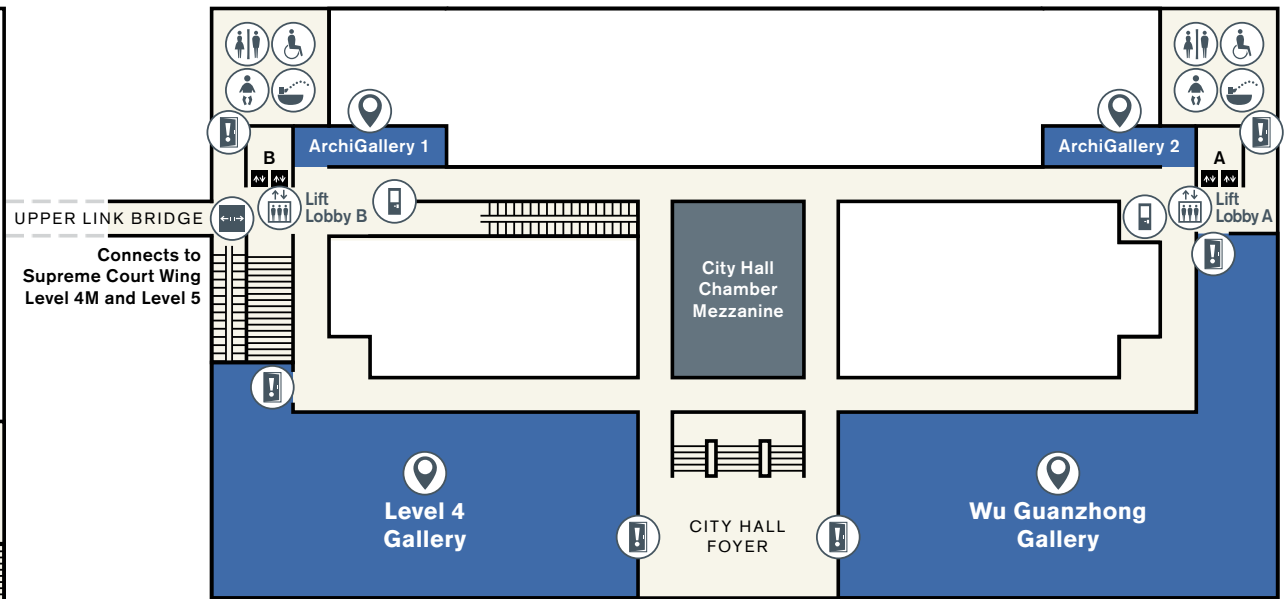
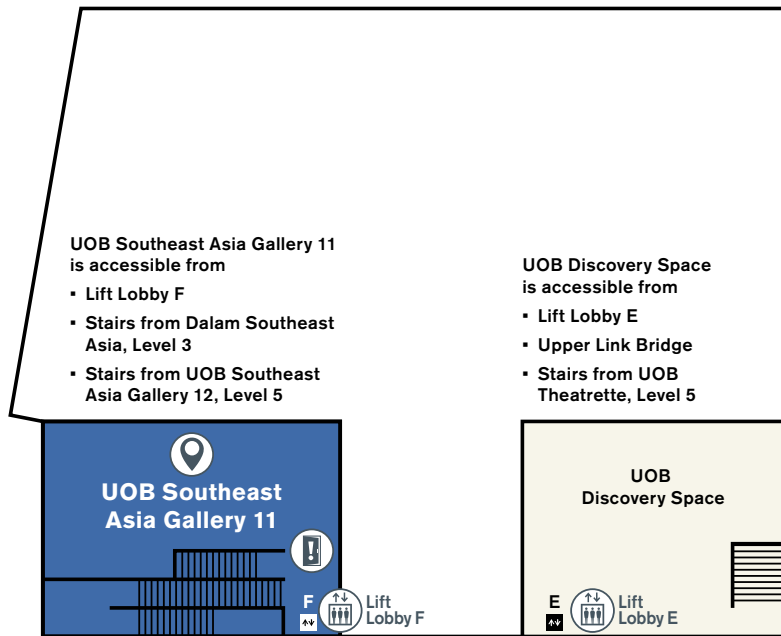
Chief Justice Chamber and Office (Supreme Court Wing)

There is step free access to the Chief Justice's Chamber and Office from the galleries at Supreme Court Wing and Lower Link Bridge from City Hall Wing.

City Hall Chamber (City Hall Wing)

There is step-free access and the door is open during Gallery opening hours.

MAP OF THE GALLERY LEVEL 4



..... SUPREME COURT WING

..... CITY HALL WING

FACILITIES



THINGS TO DO

- ArchiGallery 1 and 2
- Level 4 Gallery
- UOB Discovery Space
- UOB Southeast Asia Gallery 11
- Wu Guanzhong Gallery

LEVEL 4

Accessible Restrooms

There are accessible restrooms near Lift Lobby A and Lift Lobby B of the City Hall Wing. Both accessible restrooms have automated doors.

Please note that you will need to open a heavy manual swing door to get to the accessible restrooms.

There is no restroom cluster in the Supreme Court Wing on Level 4.

Upper Link Bridge

The Upper Link Bridge provides step-free access between Level 4M of the Supreme Court Wing and Level 4 of the City Hall Wing. The bridge slopes up gently from the City Hall Wing towards Supreme Court Wing, and is accessed via automated doors.

Access to the Rotunda Dome (Supreme Court Wing)

There is an accessible lift on Level 4 that takes you to Levels 4M and 5 as well as the Rotunda Dome. For assistance with using the lift, please contact Gallery security at 9488 2315.

ArchiGallery 1 and 2 (City Hall Wing)

There is step-free access to the galleries.

Please note that some of the exhibits in ArchiGallery 1 have steps in front of them and may not be accessible to all visitors.

Level 4 Gallery (City Hall Wing)

There is step-free access to the gallery.

Please note that there are two sets of heavy manual glass doors at the entrance. There are staff stationed inside the gallery to provide assistance, if needed.

UOB Discovery Space (Supreme Court Wing)

There is step-free access to the gallery.

Please note that there are two sets of doors at the entrance. There are staff nearby to provide assistance, if needed.

UOB Southeast Asia Gallery 11 (Supreme Court Wing)

Step access to Gallery 11 is available from Dalam Southeast Asia on Level 3 or UOB Southeast Asia Gallery 12 on Level 5. Wheelchair access is only available via Lift Lobby F.

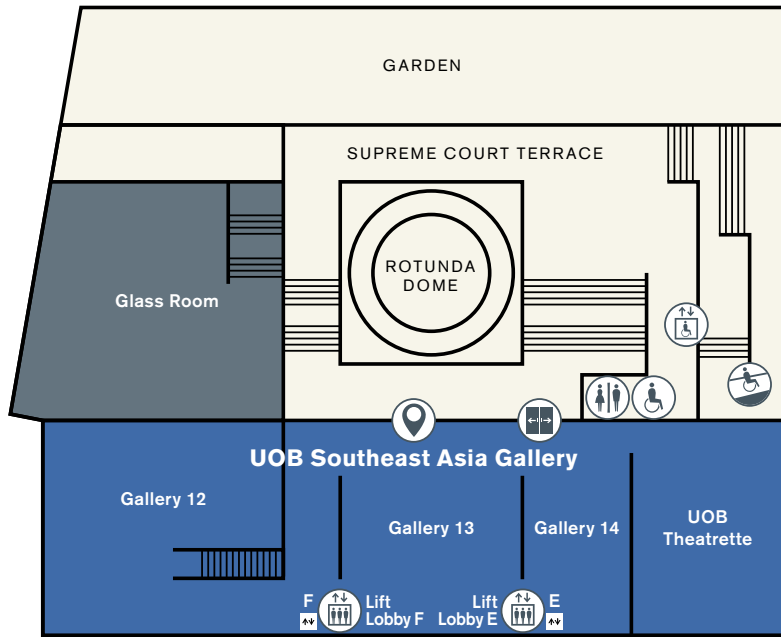
Please note that there are heavy manual glass doors at the entrance. There are staff nearby to provide assistance, if needed.

Wu Guanzhong Gallery (City Hall Wing)

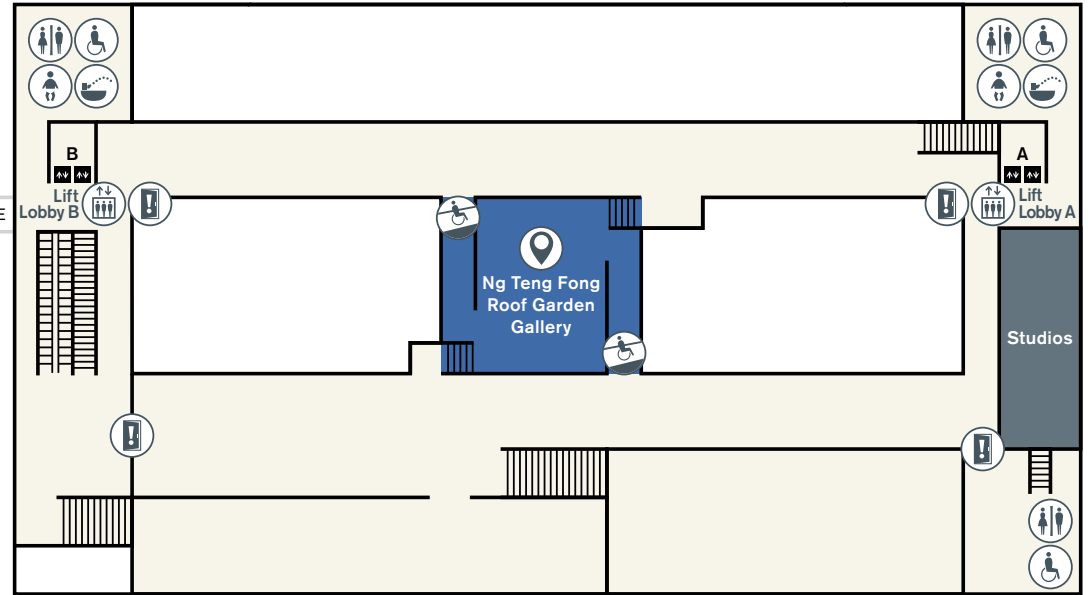
There is step-free access to the gallery.

Please note that there are two sets of heavy manual glass doors at the entrance. There are staff stationed inside the gallery to provide assistance, if needed.

MAP OF THE GALLERY LEVEL 5 AND 4M



UPPER LINK BRIDGE
Connects to City Hall Wing Level 4




..... SUPREME COURT WING

..... CITY HALL WING

FACILITIES



THINGS TO DO

-  Ng Teng Fong Roof Garden Gallery
-  UOB Southeast Asia Gallery 12-14

LEVEL 5 AND 4M

Accessible Restrooms

There are three accessible restrooms on Level 5 of the City Hall Wing: near Lift Lobby A, near Lift Lobby B and Studiosz.

There is an accessible restroom on Level 4M of the Supreme Court Wing, next to the restricted lift. The accessible restroom has a manual swing door.

There is no restroom cluster on Level 5 of the Supreme Court Wing for visitors to the UOB Southeast Asia Gallery.

Upper Link Bridge

The Upper Link Bridge provides step-free access between Level 4M of the Supreme Court Wing and Level 4 of the City Hall Wing. The bridge slopes up gently from the City Hall Wing towards Supreme Court Wing, and is accessed via automated doors.

Please note there is no link bridge on Level 5 between the City Hall and Supreme Court Wings.

Ng Teng Fong Roof Garden Gallery (City Hall Wing)

The Ng Teng Fong Roof Garden Gallery is an open-air area. There are two ramps that lead up to the Ng Teng Fong Roof Garden Gallery. Please note that the ramps are not sheltered.

UOB Southeast Asia Gallery 12–14 (Supreme Court Wing)

There is step-free access to all three of the galleries. The galleries can be directly accessed via Lift Lobbies E and F. The entrance to UOB Southeast Asia Gallery on Level 5 has automated glass doors.

There is an accessible lift which operates between Levels 4, 4M and 5, located outside the entrance of the galleries. For assistance with using the lift, please contact Gallery security at 9488 2315.

Reflecting Pool (City Hall Wing)

The Reflecting Pool is an open-air area with step-free access around the pool. Please note that not all of the walkways are sheltered.

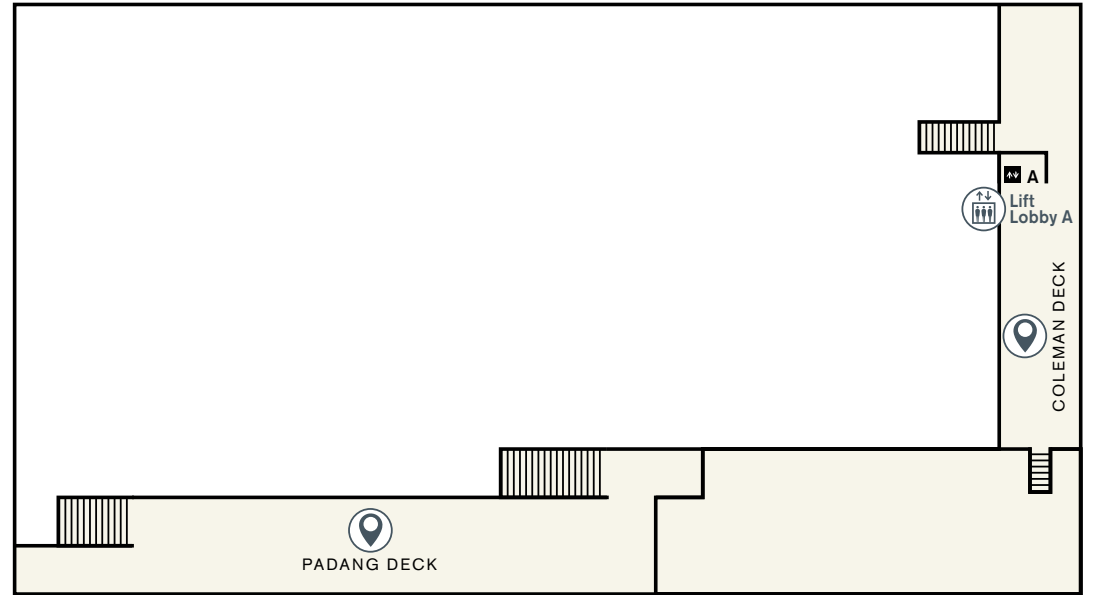

Studios (City Hall Wing)

There is step-free access to the Studios. Please contact the Gallery directly to discuss accessibility needs.

UOB Theatrette (Supreme Court Wing)

Please note there is no step-free access to the seating area. However, the screen is visible from Level 5 of the UOB Southeast Gallery.

MAP OF THE GALLERY LEVEL 6



FACILITIES



THINGS TO DO



Coleman Deck
Padang Deck

LEVEL 6

Accessible Restrooms

There is no restroom cluster on Level 6.

Coleman Deck (City Hall Wing)

The Coleman Deck is an open-air area with panoramic views that is accessible via Lift 1 of Lift Lobby A.

Padang Deck (City Hall Wing)

There is step-free access to the Padang Deck from the Coleman Deck.

ABOUT THE ACCESS GUIDE COLLABORATION

Development of Access Guide and Inclusive Customer Training

National Gallery Singapore collaborated with Disabled People's Association (DPA) and Levelfield Consultants over a six-month period to produce an Access Guide. This guide aims to provide visitors with disabilities with the information they might need to plan their visit to the museum.

After Levelfield Consultants conducted an initial accessibility audit of the Gallery, Levelfield Consultants and DPA produced the Access Guide. The Guide was validated by DPA Inclusion Ambassadors—DPA members with disabilities—to make sure that it was easy to understand and helpful to visitors with disabilities.

DPA Inclusion Ambassadors also provided training for Gallery staff and volunteers on how to better understand the needs of visitors with disabilities. The Inclusion Ambassadors were able to share their diverse lived experiences of various disabilities, and coached customer service staff on how to use the Access Guide.

National Gallery Singapore is thankful for the opportunity to work with DPA and Levelfield Consultants to ensure that our art, exhibitions, and offerings are accessible and inclusive.

ABOUT DISABLED PEOPLE'S ASSOCIATION

Disabled People's Association (DPA) is Singapore's only cross-disability non-profit organisation. We represent the disability community, working to build a fairer society where everyone can participate in all aspects of life from education to employment and access to social integration.



Website: www.dpa.org.sg

Facebook: [Disabled People's Association](https://www.facebook.com/DisabledPeoplesAssociation)

Instagram: [@dpa.sg](https://www.instagram.com/dpa_sg)

What we do

A Voice of Our Own: We are an organisation for people with disabilities run by people with disabilities. We listen to the needs of all persons with disabilities in Singapore, their allies, carers and other social service organisations that provide essential services and we ensure their needs are represented at a national level. We provide a platform for all people with disabilities to speak up and ensure their voices are heard.

How we do it

We help the disability community have a voice in society by working with decision-makers in political, commercial and educational institutions so that no decision that impacts them is made without them. We also provide training, consultancy and education for both people with disabilities and the public, so we can work together to create an inclusive, accessible society we are all proud of.

DPA Inclusion Ambassador Programme

Inclusion Ambassadors are our members with disabilities who are trained and paid by DPA to effectively engage with public to raise awareness and promote inclusion of people with disabilities at various outreach events. Our Inclusion Ambassadors uphold the mission of DPA and promote self-advocacy. Inclusion Ambassadors engage participants from different walks of life. These ambassadors interact with participants and share their powerful insights and lived experiences in an interesting and constructive way. Through the experiential activities and interaction, Inclusion Ambassadors help the participants to gain confidence in interacting with persons with disabilities to be more proactive in promoting inclusion and improve accessibility.

ABOUT LEVELFIELD CONSULTANTS

LevelField Consultants advocates and promotes the need for an environment that is accessible, safe and inclusive for persons of all ages and abilities. In addition, we strive to improve the level of awareness about the need for a friendly and conducive built environment to promote the social inclusion of all in particular people with disabilities and the elderly.

What we do

LevelField Consultants conducts access audits and provides advice and recommendations to developers, architects, town planners, facility managers, service providers and businesses to improve accessibility and achieving universal design while ensuring compliance of the Code on Accessibility in the Built Environment.

Through our trained and experienced access auditors, LevelField Consultants capitalises on this knowledge to explain the hows and whys of accessibility in a functional and practical manner.

LevelField Consultants also conducts accessibility and universal design training and is the only known accessibility consultancy in Singapore. It champions an inclusive built environment.



Website: www.levelfield.com.sg

