

First Steps: My Trip to National Gallery Singapore

(A Social Story for Family Visits)





Two children sketching with pencils, on their visit to National Gallery Singapore

I will be visiting National Gallery Singapore.

This Social Story tells me how to get to the Gallery and what to expect during my visit.



Paintings and sculptures in National Gallery Singapore

National Gallery Singapore is a visual art museum.

I can see paintings, photographs and sculptures from Singapore and Southeast Asia.



Coleman Entrance at National Gallery Singapore

I walk through the Coleman Entrance to enter the Gallery.




Doors closed at Coleman Entrance

The doors swing open by themselves when I walk near them.
I wait for the doors to fully open.



Doors open at Coleman Entrance

Once the doors are fully open, I walk across the door mat to enter the Gallery.



Gallery Ambassador stationed at Coleman Entrance

When I enter the Gallery, a **Gallery Ambassador** greets me.
All Gallery Ambassadors wear a black tie and vest.

A Gallery Ambassador helps to keep artworks and people safe.
They know how to handle emergencies.
I can talk to them if I need help.



Ticketing machines at Coleman Entrance

I need a ticket so that I can explore different parts of the Gallery. This is called a "Gallery Pass."

.
I go to one of these machines to get my Gallery Pass.



Visitors queueing at the ticketing machines

Sometimes, there may be many people waiting to get their tickets. I will queue patiently and wait for my turn.



Visitor ticket from the ticketing machine stuck onto a shirt
The ticket is a sticker. **"GA"** means **"General Admission."**

If I am comfortable, I will stick the ticket onto my clothing.
If not, the adult I am with can hold on to my ticket for me.

It is important that I keep this sticker with me when I am in the
Gallery.



VISITOR SERVICES

Visitor Experience Ambassadors smiling at the Visitor Services Counter

I can also go to the **Visitor Services counter** to get tickets.

The counter is lit up with white light. It may be bright, especially if it is nighttime or if it is raining outside.



Visitor Experience Ambassadors standing on the steps at Padang Atrium

Around the Gallery, I will see people wearing a silver shirt with elbow-length sleeves and long black pants with a gold name tag.

They are Visitor Experience Ambassadors.



Visitor Experience Ambassadors standing on the steps at Padang Atrium

If I am confused, lost, or need help, I can talk to them.

They can give me directions to different places in the Gallery, such as the toilet, lift, Calm Room or exhibition galleries.



Visitor Experience Ambassador standing at the Auditorium Anteroom

Sometimes, Visitor Experience Ambassadors may come up to me to ask if I need help. They are always happy to help.



Visitor entering one of our galleries, DBS Gallery 1 on Level 2

Once I have my ticket, I can visit the different exhibitions in the Gallery.

Mindfulness in the Museum

Poster of Gallery Etiquette

In an exhibition gallery, there are some rules to follow.

The rules are meant to keep the artworks safe.

This allows all visitors to enjoy the art in the Gallery!

I will follow these rules in the Gallery.




Walk slowly

This way, you will not miss anything.



Talk softly

Have a quiet conversation with your friend, or with the art.



When it gets crowded

Be extra careful of the artworks around you and make room for



Nibble-free

Help us keep our museum clean and hygienic – no food or drink in the galleries.



Hands-free

Sweat and oil from our hands cause damage to artworks so we must not touch the artworks. Some artworks can be touched but please ask our Gallery staff first.



Flash-free

Camera flash and bright lights cause damage to artworks. Remember to turn off your camera flash before taking any photographs.

Poster of Gallery Etiquette found at our Keppel Centre for Arts Education

I will walk slowly and talk softly.

I will only drink plain water.

When I take photos, I will not use the camera flash function.



Pencil and notebook on a wooden bench in the exhibition gallery

I can only use a pencil to write or draw in the Gallery.



PLEASE STAY BEHIND THE LINE.

A black line on the gallery floor reminds visitors to not stand too close to the artworks

In the exhibition gallery, I see **black lines or barriers** in front of the artworks.

I stay behind these lines.

This keeps both me and the artwork **safe**.



TEMI the robot waiting at its home station at DBS Gallery 1

I may also see a small robot named TEMI roaming around the Gallery.

It may move around to give tours to other visitors.



Visitor Experience Ambassadors ready to assist visitors at Visitor Services Counter found at the Spine Hall, Basement 1

If I am feeling overwhelmed or need help, I can approach the Visitor Experience Ambassadors, who will help me and answer any questions that I may have.



Interior of the Calm Room

If the Gallery is too loud, or crowded, I can go to the Calm Room at Basement 1 to calm down.



Interior of the Calm Room

The Calm Room is a clean, quiet space, where I can sit for as long as I need to relax and prepare to explore the Gallery.

The adult I am with can follow me into the Calm Room too.



Shoe cabinet outside the Calm Room entrance


I take off my shoes before entering the Calm Room and put them back on when I leave the room.

If I need more information on the room, I can read [The Calm Room Social Story](#).



Visitor Experience Ambassador standing ready to assist visitors at the Calm Room

There, I will see the Calm Room, which I can visit if I need to relax at any point in my trip to the Gallery.



**See you at
National Gallery Singapore!**