

# ***Nam June Paik: The Future is Now***

## **Exhibition Access Advisory**

National Gallery Singapore is committed to creating an inclusive experience for our diverse audiences.

### **Getting Here**

For information on getting to National Gallery Singapore, please refer to the [Gallery Access Guide](#).

The exhibition is split across three locations in the City Hall Wing of the Gallery. These locations are: The Spine Hall and the Ngee Ann Kongsi Concourse Gallery on Level B1, and the Singtel Special Exhibition Gallery on Level 3.

The recommended exhibition flow is to begin at the Singtel Special Exhibition Gallery, moving on to The Spine Hall, and then finishing at the Ngee Ann Kongsi Concourse Gallery.

### **General Exhibition Accessibility**

**Warning:** This exhibition features bright and flashing images that may potentially trigger seizures for persons with photosensitive epilepsy. This exhibition also features high-frequency sounds that may cause discomfort or sensory overload. Do exercise caution.

Please note that some artworks feature projectors. You are advised not to look into the lens of the projectors as the light can be glaring.

**Quiet Areas:** If you need a break from the exhibition, you can find quiet areas located in the anterooms at the beginning of Galleries 2 and 3.

**Wheelchair Accessibility:** The exhibition is wheelchair-accessible.

**Lighting:** The exhibition space is dimly lit, so please mind your step.

Gallery hosts are stationed throughout the exhibition for any additional support you may require.

### **Exhibition Accessibility: Singtel Special Exhibition Gallery**

The Singtel Special Exhibition Gallery consists of three exhibition galleries—Galleries 1, 2, and 3. There is step-free access to all three galleries. Please note that all three galleries have manual glass doors at both exit and entrance. There are staff nearby who can provide assistance if necessary.

To get to the exhibition from the Coleman Street Entrance, proceed to Lift Lobby A and take the accessible lift to Level 3. From Lift Lobby A, proceed down the hallway past the City Hall Mezzanine Chamber. The exhibition entrance is located near Lift Lobby B.


If coming from elsewhere in the Gallery, the nearest lift lobby to the exhibition is Lift Lobby B.

The nearest accessible toilets are located near Lift Lobbies A and B. Please note that you will need to open a heavy manual door to get to the accessible toilets. There are also drinking fountains and baby changing rooms located at Lift Lobbies A and B.

While there are stools located in front of video works that have a longer viewing duration, general seating is not available in this section of the exhibition.

Please note that this section of the exhibition features artworks that contain bright lights, flashing images, and high frequency noises.

### Artworks To Note:



Nam June Paik


*Zen for Film*

1964

Film, 16mm, 4: 3 format, black and white (blank), 8 min

Collection of the Estate of Nam June Paik

Please note that *Zen for Film* is located in Gallery 3 and features a projector casting light onto the exhibition wall. You are advised not to look into the lens of the projector as the light is glaring.



Nam June Paik

*Moon is the Oldest TV (La lune est la plus ancienne télévision)*

1965–1992

11 silent black and white TVs, 11 magnets, and 11 black bases

Collection of Centre Georges Pompidou

Please note that *Moon is the Oldest TV (La lune est la plus ancienne télévision)* is set in a very dark room located in Gallery 3. Gallery hosts will be stationed nearby with torchlights if you require support navigating the space.

### **Exhibition Accessibility: The Spine Hall**

To get to The Spine Hall from the Coleman Street Entrance, proceed to Lift Lobby A and take the accessible lift to Level B1. From Lift Lobby A, proceed down the corridor towards The Spine Hall.

If coming from elsewhere in the Gallery, the nearest lift lobby to The Spine Hall is Lift Lobby B.

There are accessible toilets near Lift Lobbies A and B. The accessible toilet near Lift Lobby A has a manual swing door. There are also drinking fountains and baby changing rooms located at Lift Lobby A.

Seating is not available in this section of the exhibition.

Please note that this section of the exhibition features artworks that contain bright lights, flashing images, and high frequency noises.

### **Exhibition Accessibility: Ngee Ann Kongsi Concourse Gallery (City Hall Wing)**


The Ngee Ann Concourse Gallery is located within The Spine Hall, on Level B1. The nearest lift lobby is Lift Lobby B.

There is step-free access to the Ngee Ann Kongsi Concourse Gallery. Please note that the gallery is accessed by heavy, manual glass doors, but there will be staff nearby to provide assistance if necessary.

There are accessible toilets near Lift Lobby A and behind the Y-Lab Workspace room. The accessible toilet near Lift Lobby A has a manual swing door. There are also drinking fountains and baby changing rooms located at Lift Lobby A.

Seating is not available in this section of the exhibition.

Please note that this section of the exhibition, featuring *Sistine Chapel*, contains bright lights, flashing images, and high frequency noises. There are also multiple projectors casting light onto the exhibition walls. You are advised not to stare into the lens of the projector as the light can be glaring. This artwork also features graphic content which includes nudity and images of animal butchery.



Nam June Paik  
*Sistine Chapel*

1993, reconstructed 2021

Video projectors, metal, wood, custom video switchers and four video channels

Video, colour, sound

Collection of Ulsan Art Museum

## Exhibition Content

There are English subtitles only from some audio-visual material with dialogue that is displayed in the exhibition.

Exhibition texts are available in Malay, Tamil, and Chinese as room sheets, which can be found at the entrance of the exhibition.

Audio tours are available in English, Malay, Tamil, and Chinese. You can access these audio tours via our Gallery Explorer app, or by scanning the QR codes on the artwork labels.

## Additional Services and Information

Due to Safe Management Measures, visitor capacity will be controlled. Read more about the Gallery's Safe Management Measures [here](#).

Singapore Sign Language interpretation is available for select programmes and guided tours. To request this service, please email [community@nationalgallery.sg](mailto:community@nationalgallery.sg) at least six weeks before.

For additional information, feedback, or to organise a visit for persons with disabilities, please email [community@nationalgallery.sg](mailto:community@nationalgallery.sg) at least three weeks before.